



JOHN POMP

RONDELLE CREDENZA

RONDELLE CREDENZA

MODEL NO JPSRCR-01

Hand-blown, clear glass crystal rondelle door faces on metal frame with wood panels, metal hardware and hand-stitched leather details, adjustable interior wood shelving with flame-cut metal top

AS SHOWN (IN PHOTO)

88"L x 22"D x 30"H (4 doors)

Metal - frame: light oil rubbed blackened steel

top: oxidized brass

hardware: brass

Wood - medium walnut

Leather - bourbon brown

DIMENSIONS

Available in three lengths and two heights:

Low

Overall - 60"L x 22"D x 25"H (2 doors)

Overall - 74"L x 22"D x 25"H (2 doors)

Overall - 88"L x 22"D x 25"H (4 doors)

High

Overall - 60"L x 22"D x 30"H (4 doors)

Overall - 74"L x 22"D x 30"H (4 doors)

Overall - 88"L x 22"D x 30"H (4 doors)

AVAILABLE FINISHES

Wood - white ash, oxidized walnut, medium walnut, or ebonized ash

Metal - frame: metal brushed steel, light oil rubbed blackened steel, or oil rubbed blackened steel,
top: satin nickel, antique brass, or oxidized brass

Leather - hand-stitched natural tan, bourbon brown, or black leather

Glass/handle hardware - silver or brass

ADDITIONAL NOTES

Lead time is 12–14 weeks.


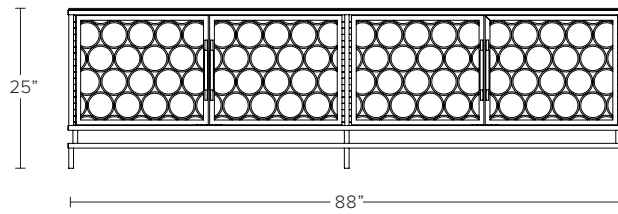

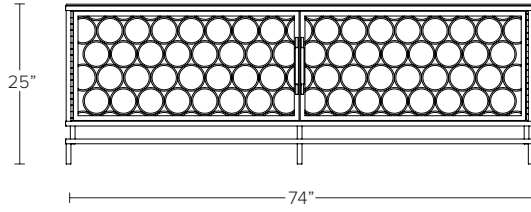

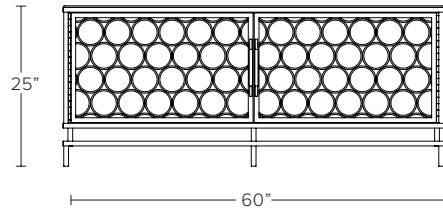
Custom sizes available upon request.

Includes studio mark.



Rondelle Credenza 88"L x 22"D x 30"H (4 doors) with 9 piece Calla Mobile

LOW STYLE



HIGH STYLE

