



JOHN POMP

TIDAL CHANDELIER

# TIDAL CHANDELIER

MODEL NO JPSTCH-01

Hand-cast, sculpted glass crystal pieces suspended from curved metal stems flowing from a hand forged, organic mounting canopy

## AS SHOWN (IN PHOTO)

5 Piece "Low" - approx. dimensions 104"L x 70"W x 34"-36"H\*  
Glass - clear crystal  
Metal - brushed brass

## DIMENSIONS

*Available in four sizes:*

3 Piece "High" - 3 glass pieces  
approx. dimensions 72"L x 58"W x 22"-24"H\*

3 Piece "Low" - 3 glass pieces  
approx. dimensions 72"L x 58"W x 34"-36"H\*

5 Piece "High" - 5 glass pieces  
approx. dimensions 104"L x 70"W x 22"-24"H\*

5 Piece "Low" - 5 glass pieces  
approx. dimensions 104"L x 70"W x 34"-36"H\*

Glass - large approx. 9.5" x 8"  
small approx. 8.5" x 7"

*Glass dimensions may vary slightly due to sculpted process*

*\*Due to the sculpted process of the glass, the OAD will fall within the 2" range specified.*

## ELECTRICAL

25w incandescent bulb per socket included

4w LED alternative available

## AVAILABLE FINISHES

Glass - clear crystal, soft etched clear crystal

*Hand-etched glass has naturally variegated surface*

Metal - oil rubbed blackened steel, brushed silver, brushed brass

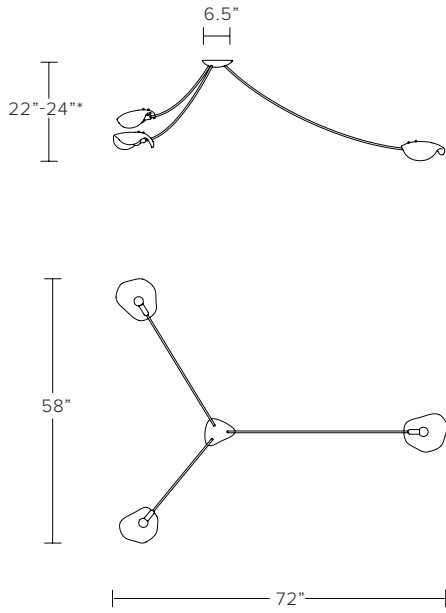
## ADDITIONAL NOTES

Lead time is 8-10 weeks, additional 2-3 weeks for premium finishes.

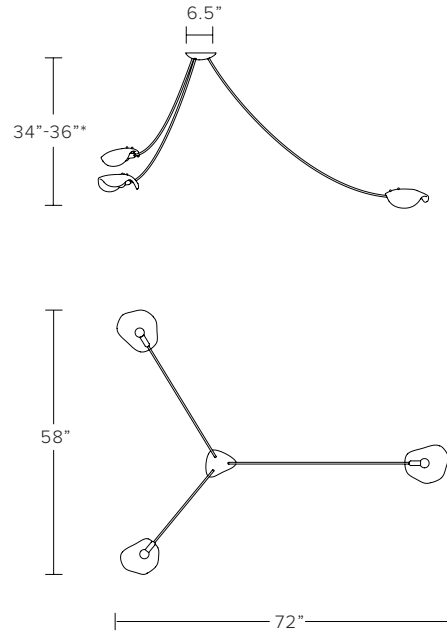
Includes studio mark. UL listed.



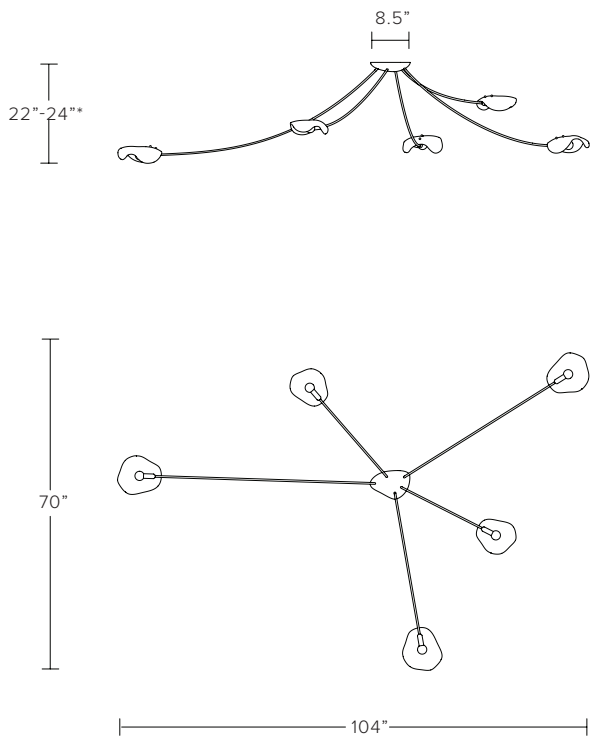
3 PIECE "HIGH", 72"L X 58"W X 22"-24"H\*



3 PIECE "LOW", 72"L X 58"W X 34"-36"H\*



5 PIECE "HIGH", 104"L X 70"W X 22"-24"H\*



5 PIECE "LOW", 104"L X 70"W X 34"-36"H\*

